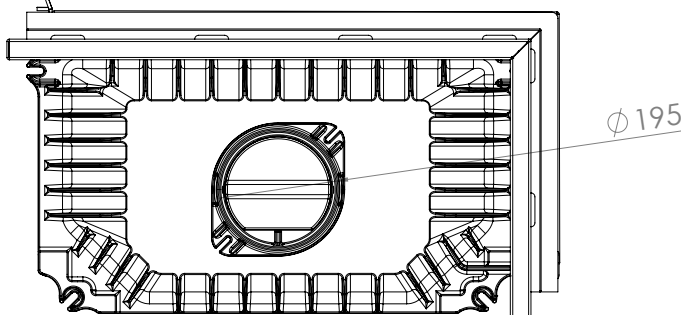
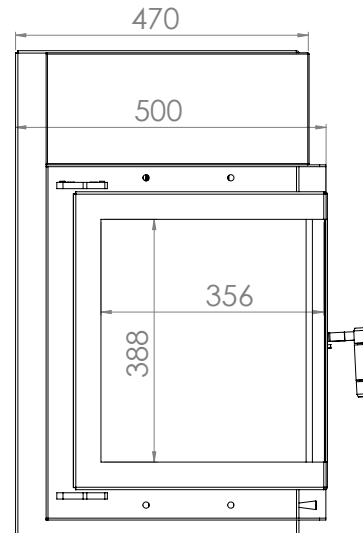
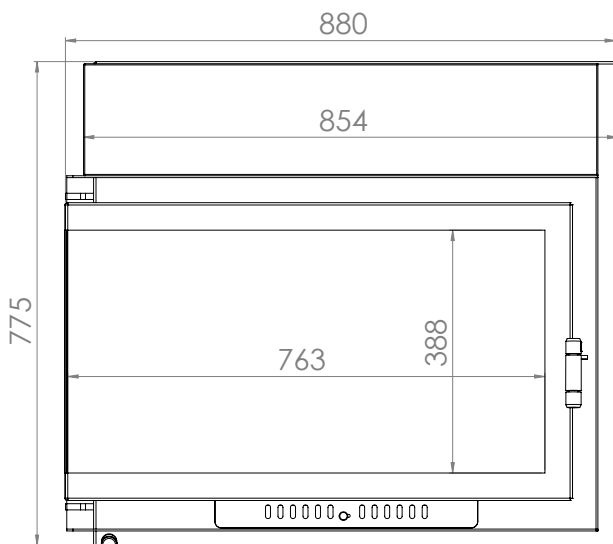


FONT 800 L



Model	FONT 800 L
Nominal power (kW)	18
Heating power range (kW)	11 - 24
Heating efficiency (%)	85
Weight (kg)	130
Material	Cast
Fuel type	Wood
Exhaust outlet diameter (mm)	200
Exhaust gas temperature (°C)	185
Max Wood Length (cm)	60
Glass	Ceramic
Stone	-
Warranty (Year)	5

Technical drawing



Certificates

